

## Concept Freedom XL Back-to-wall Raised Height WC Pan

### ILLUSTRATED

<b>E6089</b>	Concept Freedom XL back-to-wall raised height WC pan
<b>E2125</b>	Conceala 2 concealed cistern universal height, top inlet cistern - pneumatic dual flush valve - no flushplate - 6/4 litre flush
<b>E8241</b>	Concept Freedom XL slow close seat and cover
<b>E4437</b>	Contemporary flush plate, dual flush, Ideal Standard logo for Conceala 2 cisterns

### OPTIONS

<b>E8243</b>	Concept Freedom XL slow close seat ring only
<b>E6093</b>	Concept Freedom XL slow close seat and cover, standard close

### ILLUSTRATED PRODUCT DETAILS





#### Weights

<b>E6089</b>	35.20 KG
<b>E2125</b>	2.66 KG
<b>E8241</b>	2.10 KG
<b>E4437</b>	0.46 KG

#### Materials

<b>E6089</b>	Vitreous China
<b>E2125</b>	Plastic
<b>E8241</b>	Plastic
<b>E4437</b>	Chrome Plated Plastic

#### Finishes

<b>E6089</b>	 White (01)
<b>E2125</b>	 Neutral / No Finish (67)
<b>E8241</b>	 White (01)
<b>E4437</b>	 Chrome (AA)

#### Capacity

<b>E2125</b>	6.0 litres
--------------	------------

#### Designer

Robin Levien, RDI

### FINISH OPTIONS



(BX) Brushed Nickel

#### Standards

Vitreous china to BS 3402, BS EN 997 and BS EN 33

#### Special Notes

WC screwed to floor using concealed brackets (supplied). Joint to wall sealed with waterproof sealant (not supplied). The WC bowl should not be installed with a lever activated cistern fitted with syphon.

