

Studio Handrinse Washbasin, 45cm 2 hole, Chainstay Hole & Overflow

ILLUSTRATED

- E1180** Studio 45cm washbasin, 2 corner tapholes with overflow and chainstay hole
- B1146** Calista basin pillar taps 1/2" (pair)
- E6760** Waste 1 1/4" brass waste with chain and plug, 80mm slotted tail, bolt stay
- S8900** Trap 1 1/4" metal bottle, 75mm seal, outlet screwed 1 1/4" BSP male with compression nut and ring
- E5010** Pair Steel Wall Hangers

ILLUSTRATED PRODUCT DETAILS

Sizes

E1180 w:450 x d:300

Weights

E1180 7.89 KG

B1146 1.03 KG

E6760 0.28 KG

S8900 0.54 KG

E5010 0.10 KG

Materials

E1180 Vitreous China


B1146 Chrome Plated Brass

E6760 Chrome Plated Metal

S8900 Chrome Plated Metal

E5010 Metal


Finishes

E1180  White (01)

B1146  Chrome (AA)

E6760  Chrome (AA)

S8900  Chrome (AA)

E5010  Neutral / No Finish (67)

Capacity

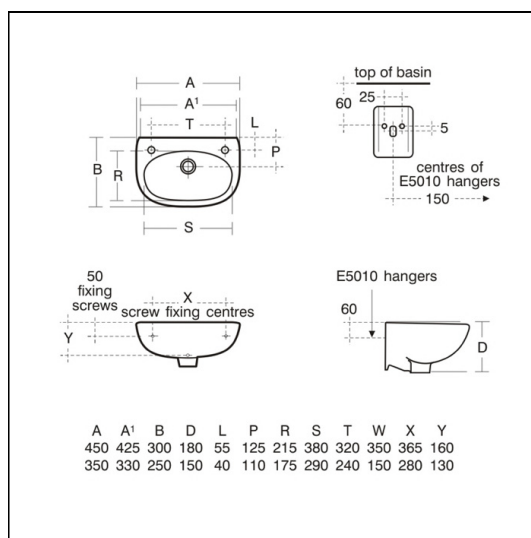
E1180 3.2 litres

Flow rates

B1146 4 Litres per minute @ 3 bar pressure

Designer

Robin Levien, RDI



FINISH OPTIONS



(AZ) Light Gold Finish

(AA) Chrome

Standards

Vitreous china to BS 3402. Washbasin to BS EN 14688 & BS EN 31

Special Notes

Washbasin wall mounted using E5010 wall hangers and screwed to wall using 2 screws (not supplied).