

# Tempo 170cm x 70cm Rectangular Idealform Bath

## ILLUSTRATED

- E1558** Tempo 170cm x 70cm rectangular idealform bath with chrome handgrips, no tapholes
- B0730** Tempo 2 hole bath filler
- E4130** Uniline 170cm front panel
- E4140** Uniline 70cm end panel
- S8970** Trap 1½" plastic P with 75mm seal, multi-purpose outlet suitable for plastic and BS copper pipe
- E1486** Luxury bath pop-up waste and overflow
- A5901** TMV thermostatic mixing valve, 22mm

## OPTIONS

- B1151** Calista dual control two hole bath filler

## ILLUSTRATED PRODUCT DETAILS








### Weights

- E1558** 20.50 KG
- B0730** 2.64 KG
- E4130** 3.60 KG
- E4140** 1.80 KG
- S8970** 1.00 KG
- A5901** 1.70 KG

### Materials

- E1558** Idealform
- B0730** Chrome Plated
- E4130** Acrylic
- E4140** Acrylic
- S8970** Plastic
- E1486** Mixed Material
- A5901** Chrome Plated Metal

### Finishes

- E1558**  White (01)
- B0730**  Chrome (AA)
- E4130**  White (01)
- E4140**  White (01)
- S8970**  Neutral / No Finish (67)
- E1486**  Chrome (AA)
- A5901**  Chrome (AA)

### Capacity

- E1558** 181.0 litres (to overflow)

### Flow rates

- B0730** 50 Litres per minute @ 3 bar pressure

### Designer

Robin Levien, RDI

### Standards

Constructed to EN 198:2008. EN 14516

### Special Notes

Consideration should be given to safe hot water delivery and the use of an appropriate temperature reduction device, see A5901AA or Part G for guidance. One taphole fittings require offsetting from the overflow. Check positioning and compatibility before specifying.

