

Concept 170cm x 75cm Idealform Double-Ended Bath 2 Tapholes

ILLUSTRATED

- E7299** Concept 170cm x 75cm Idealform double-ended bath with 2 tapholes
- B0730** Tempo 2 hole bath filler
- E3194** Unilux 170cm front panel
- E3195** Unilux 75cm end panel
- E1486** Luxury bath pop-up waste and overflow
- A5901** TMV thermostatic mixing valve, 22mm

ILLUSTRATED PRODUCT DETAILS







Weights

- E7299** 22.50 KG
- B0730** 2.64 KG
- E3194** 3.65 KG
- E3195** 2.58 KG
- A5901** 1.70 KG

Materials

- E7299** Idealform
- B0730** Chrome Plated
- E3194** Acrylic
- E3195** Acrylic
- E1486** Mixed Material
- A5901** Chrome Plated Metal

Finishes

- E7299**  White (01)
- B0730**  Chrome (AA)
- E3194**  White (01)
- E3195**  White (01)
- E1486**  Chrome (AA)
- A5901**  Chrome (AA)

Capacity

- E7299** 200.0 litres (to overflow)

Flow rates

- B0730** 50 Litres per minute @ 3 bar pressure

Designer


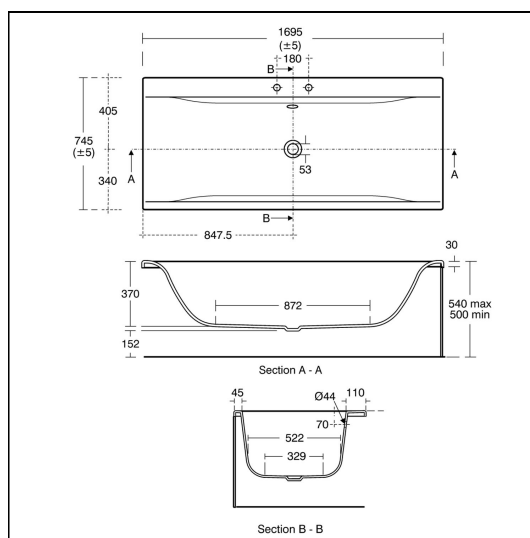
Robin Levien, RDI

Standards

Constructed to EN 198:2008. EN 14516

Special Notes

Consideration must be given to safe hot water delivery and the use of an appropriate temperature reduction device, see A5901AA or Part G for guidance. One taphole fittings require offsetting from the overflow. Check positioning and compatibility before specifying. Provision must be made to fix taps prior to bath installation and for future maintenance, if taps are positioned as photo.



ACCREDITATIONS

E7299(01)



B0730(AA)

