

Contour 21 Handrinse Washbasin 37cm 1 Taphole No Overflow Or Chainstay Hole Bottom Outlet

ILLUSTRATED

- S2122** Contour 21 37cm handrinse washbasin, 1 taphole, no overflow, no chainstay hole, bottom outlet
- S9110** Hangers concealed, Steel
- A6697** Contour 21+ 1 hole thermostatic basin mixer, single sequential lever with copper tails
- S8810** Waste 1¼" plastic strainer, dished pattern 80mm unslotted tail
- S8900** Trap 1¼" metal bottle, 75mm seal, outlet screwed 1¼" BSP male with compression nut and ring

OPTIONS

- A6698** Contour 21+ 1 hole thermostatic basin mixer, single sequential lever with flexible tails
- A6790** Contour 21+ Outline 1 hole thermostatic basin mixer, single sequential lever with flexible tails

ILLUSTRATED PRODUCT DETAILS

Sizes

S2122 w:370 x d:310

Weights

S2122 8.20 KG

S9110 0.24 KG

A6697 2.10 KG

S8810 0.04 KG

S8900 0.54 KG

Materials

S2122 Vitreous China


S9110 Metal


A6697 Chrome Plated Brass

S8810 Plastic


S8900 Chrome Plated Metal

Finishes

S2122  White (01)

S9110  Neutral / No Finish (67)

A6697  Chrome (AA)

S8810  White (01)

S8900  Chrome (AA)

Capacity

S2122 4.5 litres

Flow rates

A6697 3.9 Litres per minute @ 3 bar pressure

Designer

Robin Levien, RDI

Standards

Washbasin to BS EN 14688 & BS EN 31

Special Notes

Recommended fixing heights (floor to front rim);

Nursery use 600mm

Infant use 700mm

Junior use 750mm

Senior/adult use 780-800mm.

Washbasin wall mounted using S9110 wall hangers and screwed to wall using 2 screws (not supplied)

