

Tesi 50cm Short Projection Vanity Washbasin

ILLUSTRATED

- T3511** Tesi 50cm short projection vanity washbasin, 1 taphole with overflow
- E0157** Wall fixing set
- BC724** Cerafine O single lever basin mixer
- E1482** 1 1/4" basin clicker waste: slotted
- E0079** Trap 1 1/4" Contemporary metal bottle, 75mm seal

OPTIONS

- T0045** Tesi 50cm short projection wall hung vanity unit with 1 drawer and integrated handle

ILLUSTRATED PRODUCT DETAILS

Sizes

T3511 w:525 x d:375

Weights

T3511 9.50 KG

E0157 0.16 KG

BC724 1.43 KG

E0079 1.45 KG

Materials

T3511 Fine Fireclay

E0157 Metal


BC724 Chrome Plated Brass

E1482 Chrome Plated Metal

E0079 Chrome Plated Metal

Finishes

T3511  White (01)

E0157  Neutral / No Finish (67)

BC724  Chrome (AA)

E1482  Chrome (AA)

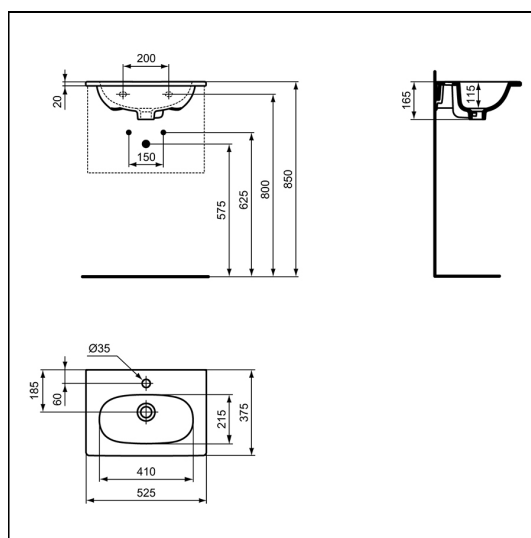
E0079  Chrome (AA)

Flow rates






BC724 5 Litres per minute @ 3 bar pressure

Designer

Robin Levien, RDI



FINISH OPTIONS

- 
(AA) Chrome
- 
(XG) Silk Black
- 
(A2) Brushed Gold
- 
(A5) Magnetic Grey
- 
(GN) Silver Storm

Standards

Washbasin to BS EN 14688 and BS EN 34

Special Notes

Washbasin wall mounted using E0157 wall fixing set. When fitted to furniture washbasin must be secured to wall with the E0157 wall fixing set.